



## Waveforms

The DS360 generates clean sine waves and square waves, as well as a two-tone signal for IMD testing. The two-tone signal is defined as either two sine waves, or a sine wave and a square wave. Both frequency and amplitude are independently set for the two waves allowing standard two-tone formats like SMPTE, DIM and CCIF to be generated. In addition to standard waveforms, the DS360 outputs white noise, pink noise and band-limited white noise.

## Audio Outputs

All functions and parameters are easily set using the front-panel keypad and spin knob. A wide variety of amplitude units including  $V_{rms}$ ,  $V_{pp}$ , dBV, dBm and dBrel can be selected. Front-panel outputs including XLR, BNC and dual banana jacks assure compatibility with any system. The outputs can be configured as balanced or unbalanced, with amplitudes from 20.0  $\mu V_{pp}$  to 80.0 Vpp (balanced), and 10.0  $\mu V_{pp}$  to 40.0 Vpp (unbalanced). Chassis ground and output common banana jacks are also provided. Rear-panel digital outputs conform to AES-EBU and SPDIF/EIAJ formats. An XLR jack is provided for the AES-EBU output, and both fiber optic and coaxial connectors are provided for the SPDIF/EIAJ output.

## Sweeps and Bursts

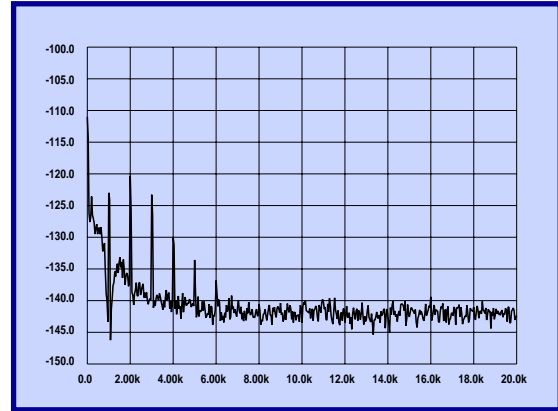
Unlike single frequency analog sources, the DS360 generates low-distortion frequency sweeps over its entire frequency range. Linear and log sweeps are set between 1 mHz and 200 kHz with sweep times between 0.3 ms and 100 s. Sweeps can be single-shot or repetitive, and the instrument can sweep both up and down in frequency. The DS360 provides outstanding amplitude flatness (0.5 % up to 20 kHz) during frequency sweeps, and has a TTL level sweep marker output for synchronizing external equipment.

The DS360 also creates tone bursts of sine waves and square waves. The number of ON cycles, repetition rate, and the OFF amplitude level can all be adjusted. Sweeps and bursts may be triggered from the internal rate generator or an external trigger, or they can be externally gated.

## Computer Control

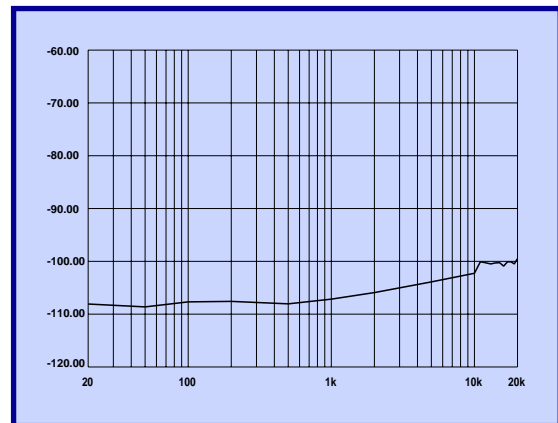
The DS360 is designed for benchtop use as well as automated testing. With standard IEEE-488.2 (GPIB) and RS-232

interfaces, the DS360 is fully programmable—a feature seldom found in low-distortion sources. All instrument functions can be controlled or queried through the computer interfaces.



THD vs. Frequency (Hz)

Residual distortion for a 1 kHz, 28 Vrms (balanced) sine wave after passing through a non-distorting notch filter to attenuate the fundamental.



THD+N vs. Frequency (Hz)



DS360 rear panel

**Waveforms**
**Sine**

Frequency range	0.001 Hz to 200.000 kHz
THD (1 Vrms unbalanced, 2 Vrms balanced)	
(<5 kHz)	-110 dB (typ.), -106 dB (max.)
(5 to 20 kHz)	-104 dB (typ.), -100 dB (max.)
(20 to 40 kHz)	-100 dB (typ.), -96 dB (max.)
(40 to 100 kHz)	-90 dB (typ.), -85 dB (max.)
(100 to 200 kHz)	-76 dB (typ.), -68 dB (max.)
THD (10 Vrms unbalanced, 20 Vrms balanced)	
(<5.0 kHz)	-109 dB (typ.), -105 dB (max.)
(5 to 20 kHz)	-103 dB (typ.), -99 dB (max.)
(20 to 40 kHz)	-98 dB (typ.), -93 dB (max.)
(40 to 100 kHz)	-88 dB (typ.), -83 dB (max.)
(100 to 200 kHz)	-76 dB (typ.), -68 dB (max.)

**Square**

Frequency range	0.001 Hz to 200 kHz
Rise time	1.3 $\mu$ s
Even harmonics	< -60 dBc (to 20 kHz)

**White Noise**

Bandwidth	DC to 200 kHz
Flatness	<1.0 dB, 1 Hz to 100 kHz
Crest factor	11 dB

**Pink Noise**

Bandwidth	10 Hz to 200 kHz
Flatness	<3.0 dB (20 Hz to 20 kHz) (measured using 1/3 oct. analysis)
Crest factor	12 dB

**Bandwidth Limited Noise**

Bandwidth	100 Hz, 200 Hz, 400 Hz, 800 Hz, 1.6 kHz, 3.2 kHz, 6.4 kHz, 12.8 kHz, 25.6 kHz, 51.2 kHz, 102.4 kHz
Center frequency	0 Hz to 200.0 kHz (200 Hz increments)
Flatness (in band)	<1.0 dB
Crest factor	
Baseband	12 dB (0 Hz center frequency)
Non-baseband	15 dB

**Two-Tone**

Type	Sine-sine, sine-square
Sine frequency	0.001 Hz to 200 kHz
Square frequency	0.1 Hz to 5 kHz
Square resolution	2 digits
SFDR	>90 dB

**Sine or Square Burst**

On cycles	0.5, 1 to 65534 cycles
Repetition rate	1 to 65535 cycles
Triggering	Internal, external, single-shot, externally gated
Off level	0.0 % to 100.0 % (of on level)
Off resolution	0.1 %
Max. off attenuation	-90 dBc (1 kHz) -70 dBc (10 kHz) -58 dBc (100 kHz)

**White or Pink Noise Burst**

On time	10 $\mu$ s to 599.9 s
Repetition time	20 $\mu$ s to 600 s
Triggering	Internal, external, single-shot, externally gated
Off level	0.0 % to 100.0 % (of on level)
Resolution	0.1 %

**Sine or Square Sweep**

Type	Linear or logarithmic
Range	0.001 Hz to 200.000 kHz
Rate	0.1 Hz to 3.1 kHz
Resolution	2 digits
Flatness	$\pm$ 0.1 dB (1 %)

**Frequency**

Resolution	6 digits or 1 mHz (whichever is greater)
Accuracy	25 ppm (0.0025 %) + 4 mHz (20 °C to 40 °C)

**Amplitude**

Unbalanced outputs	5.0 $\mu$ Vpp to 14.4 Vpp (50 $\Omega$ load ) 5.0 $\mu$ Vpp to 20.0 Vpp (600 $\Omega$ load ) 10.0 $\mu$ Vpp to 40.0 Vpp (Hi-Z load )
Balanced outputs	10 $\mu$ Vpp to 28.8 Vpp (50 $\Omega$ load ) 10 $\mu$ Vpp to 28.8 Vpp (150 $\Omega$ load ) 10 $\mu$ Vpp to 40.0 Vpp (600 $\Omega$ load ) 20 $\mu$ Vpp to 80.0 Vpp (Hi-Z load )
Resolution	4 digits or 1 $\mu$ V, whichever is greater (Vpp or Vrms), 0.1 dB (dBm or dBV)
Accuracy	$\pm$ 0.1 dB (1 %)

**Noise (broadband)** (for a 1 kHz sine wave into Hi-Z load)

<12.6 mVpp	<4 nV/ $\sqrt$ Hz
12.6 mVpp to 126 mVpp	<7.5 nV/ $\sqrt$ Hz
126 mVpp to 1.26 Vpp	<15 nV/ $\sqrt$ Hz
1.26 Vpp to 40 Vpp	<150 nV/ $\sqrt$ Hz

## Offset

Unbalanced output    0 to  $\pm 7.4$  VDC (50  $\Omega$  load )  
                              0 to  $\pm 10.0$  VDC (600  $\Omega$  load )  
                              0 to  $\pm 20.0$  VDC (Hi-Z load )

Balanced output        Not active

Resolution                3 digits

Accuracy

*(all except pink noise)*

1 %  $\pm 25$  mV ( $V_p + \text{offset} > 0.63$  V)

1 %  $\pm 2.5$  mV ( $0.63$  V  $> V_p + \text{offset} > 0.063$  V)

1 %  $\pm 250$   $\mu$ V ( $63$  mV  $> V_p + \text{offset} > 6.3$  mV)

1 %  $\pm 25$   $\mu$ V ( $V_p + \text{offset} < 6.3$  mV)

*(pink noise)*

1 %  $\pm 200$  mV ( $V_p + \text{offset} > 0.63$  V)

1 %  $\pm 20$  mV ( $0.63$  V  $> V_p + \text{offset} > 0.063$  V)

1 %  $\pm 2$  mV ( $63$  mV  $> V_p + \text{offset} > 6.3$  mV)

1 %  $\pm 200$   $\mu$ V ( $V_p + \text{offset} < 6.3$  mV)

## Outputs

Configuration            Balanced and unbalanced  
 Connectors                Floating BNCs, banana plugs and  
                                      XLR jack

Source impedance

Balanced                  50  $\Omega \pm 3$  %

150  $\Omega \pm 2$  %

600  $\Omega \pm 1$  %

Hi-Z (50  $\Omega \pm 3$  %)

Unbalanced

50  $\Omega \pm 3$  %

600  $\Omega \pm 1$  %

Hi-Z (25  $\Omega \pm 1$  %)

Floating voltage

$\pm 40$  VDC (max.)

## Digital Output

Output types              AES-EBU (balanced XLR)  
                                      S/PDIF (RCA phone jack and optical)

Sample rate                32.0 kHz, 44.1 kHz and 48.0 kHz

Accuracy                     $\pm 100$  ppm  
 Output waveforms        Sine, two-tones (dual sine waves)  
 Output frequency        32.0 kHz                    0.001 Hz to 14.5 kHz  
                                      44.1 kHz                    0.001 Hz to 20.0 kHz  
                                      48.0 kHz                    0.001 Hz to 20.0 kHz  
 Frequency resolution    6 digits or 1 mHz (which ever  
                                      is greater)  
 Output amplitude  
   Range                    0 % to 100 %  
   Resolution                0.00001 %  
 # of bits per word        16 to 20 (AES-EBU)  
                                      16 (S/PDIF)

## Other Outputs

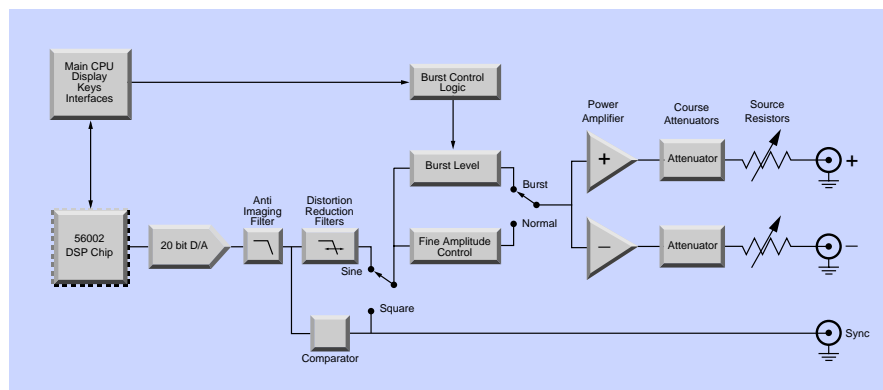
Sync                        TTL level (same frequency  
                                      and phase as output)  
 Burst out                  TTL pulse marks burst (TTL high  
                                      for ON time)  
 Trigger/gate in          TTL pulse starts sweep or burst  
                                      TTL high activates gated burst  
 Sweep                      TTL pulse marks beginning of sweep

## General

Computer interfaces     GPIB and RS-232. All instrument  
                                      functions can be controlled.  
 Size                         17"  $\times$  3.5"  $\times$  16.25" (WHD)  
 Weight                      17 lbs.  
 Power                        50 W, 100/120/220/240 VAC,  
                                      50/60 Hz  
 Warranty                  One year parts and labor on defects  
                                      in materials and workmanship

## Ordering Information

DS360                      Low-distortion function generator  
 O360RM                  Rack mount kit



DS360 block diagram