

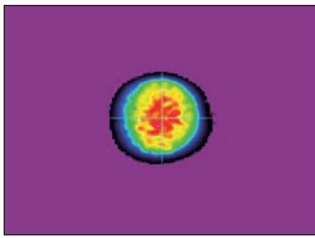
Ultra.




Rugged Q-Switched Nd: YAG oscillator
100mJ at 1064nm, up to 50Hz
Compact folded resonator design
Stable or GRM resonator
Up to 5th harmonic available
1.57µm OPO for "Eyesafe" operation
1 flashlamp, air-water heat exchanger
Extremely compact power supply, detachable cables



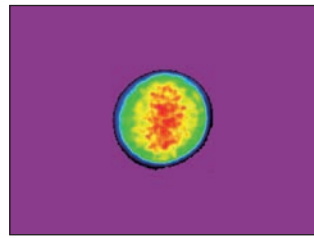
Beam profile in near field
@1064 nm, Stable Resonator



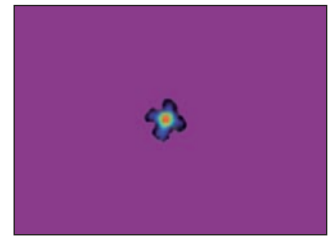
Beam profile in far field
@1064 nm, GRM Resonator



Beam profile in near field
@532 nm, Stable Resonator



Beam profile in far field
@532 nm, GRM Resonator




Optical Laser Head	51 x 170 x 76 0.9 kg	(2 x 6.7 x 3) (2 lbs)
Integrated Cooling and Electronics ICE 450	360 x 435 x 133 14 kg	(14.2 x 17.2 x 5.25) (31 lbs)
ICE 450 Rack 19" (Optional)	133 x 508 x 483 14.5 kg	(5.25 x 20 x 19) (32 lbs)
Remote Control	195 x 100	(7.7 x 4)
OPTIONS		
Harmonic Generators (2ω, 2ω/3ω, 2ω/4ω)	L = 91 / 0.5 kg	(3.6 / 1.1 lbs)
Wavelength Separation (WS2)	L = 45 / 0.2 kg	(1.8 / 0.45 lbs)
Fiber Optical Adaptor IR (FOA)	L = 76 / 0.4 kg	(3 / 1 lbs)
Variable Attenuator (MTA-MNA)	L = 100 / 0.6 kg	(4 / 1.3 lbs)
OPO	L = 95 / 0.6 kg	(3.8 / 1.3 lbs)

All dimensions HxLxW are in mm (inch), all weights are in kg (lbs).



External synchronization flexibility: flashlamp and Q-Switch control through TTL signals, RS232 or remote box



Dimensions of the Laser Head



ICE 450



ICE 450 Rack 19"

		ULTRA 20		ULTRA 50		ULTRA 100			
Resonator ^[1]		TEM ₀₀ ^[2]	Stable	Stable	GRM	Stable	GRM		
Repetition rate (Hz)		1 to 20	1 to 50	1 to 20	20	1 to 20	20		
Energy per pulse (mJ)		1064 nm	10	20	50	100			
	532 nm	6	12	30		55			
	355 nm	2	4	12		30			
	266 nm	1	4	10		25			
	213 nm					4			
	1.57 μm*			8		25			
Energy stability (%)		1064 nm	<2	<2.5	<2	<2	<2	<2	Variation from mean for 99% of shots (RMS)
	532 nm	<3.5	<4	<2.5	<2.5	<2.5	<2.5		
	355 nm	<4	<3	<3	<3	<2	<2		
	266 nm	<5	<3	<3	<3	<2	<2		
	213 nm					<2			
	1.57 μm			<2		<2			
Pulse duration (ns)		1064 nm	9	11	8	7	8.5	7	FWHM +/- 2ns
	532 nm	8	10	7	7	6	6.5		
	355 nm	7	9	6	6	6	5.5		
	266 nm	7	9	6	6	6	6		
	213 nm					5			
	1.57 μm			8		7			
Linewidth (cm ⁻¹)		1064 nm	1						
	532 nm		2						
	355 nm		3						
	266 nm		4						
	1.57 μm		20						
Jitter (+/-ns WRT Q-Switch)			<2						Measured from Q-Switch Sync. Output
Pointing stability (μrad)			<50						Full Angle 99% of shots
Divergence (mrad)		1064 nm	<1.8	<6	<7	<1.5	<8	<1.5	Angle containing 86.5% Energy. Other methods can predict lower values for GRM systems
	532 nm	<1.5	<5	<6	<1.5	<7	<1		
	355 nm	<1	<4	<5	<1.2	<5	<1.5		
	266 nm	<1	<4	<7	<1.5	<4	<1.5		
	213 nm					<3			
	1.57 μm			<12		<12			
Beam diameter (mm)		1064 nm	1.3	2.5	3	4			

* Other wavelength upon request

The specifications correspond to the selected primary wavelength

[1] Stable systems may operate over a wide range of rep. rate; GRM may not have such flexibility

[2] Engineering values

[3] 10% Energy drop at 1064 nm

[4] For IR laser head only. Temperature performance available upon request for higher harmonics

Specifications applying to all 1064 nm laser heads	Energy Drift over 8 hours period		<10%		
	Temperature Range		Operating ^[4] 10/40°C	Storage 5/70°C	
	Ethylene Glycol Option (EGW) ^[3]		Operating ^[4] -10/40°C	Storage -30/70°C	
	Flash lamps lifetime		> 50 millions shots		
	Max. Altitude		3000 m (10,000 feet)		

Wavelength (nm)	Polarization	Spectral Purity (%)
1064	H	
532	V	> 97
355	V	> 90
266	V	> 85
213	V	
1.57 μm	H	> 99.9

Service Requirement: Power: 100-240V, 10A, 50/60Hz, single phase
Cable length: 3m. Other lengths on request
Options: Low temperature operation (EGW)
 Motorized Variable Attenuator (MTA)
 Manual Variable Attenuator on request (MNA)
 Fiber Option Adaptator at 1064 nm or 532 nm on request (FOA)
 ICE 450 Rack19"

Note on Beam Divergence: Quantel USA pioneered beam measurement software and measures divergence as angle containing energy. For GRM systems, this returns a figure which can be considerably larger than that given using alternative criteria.



2 bis avenue du Pacifique - Z.A. de Courtabœuf
 BP 23 - 91941 Les Ulis Cedex - France
 Ph: +33 (0)1 69 29 17 00 - Fax: +33 (0)1 69 29 17 29
 Quantel USA
 601 Haggerty Lane - Bozeman - MT 59715-2001 - USA
 Ph: +1 406 586 0131 - Fax: +1 406 586 2924
 E.mail: quantel@quantel.fr - www.quantel-laser.com

