


Your Partner in Probing Solutions



EB PCB Probe Station

The EB PCB Probe Station combines mechanical expertise from our flagship probe station and broadens the test parameters to large scale devices such as PCB's and LCD panels

Features

- Large Gantry Support for fully free X and Y direction setup to probe all areas of your board
- Simplistic setup for all probing applications
- Upper and Lower Level Gantry available for simultaneous underside probing
- Micropositioners with 1 μm Stepping Resolution
- Support for mmW frequency extenders
- Mounting Up to 8 Micropositioners
- Anti-Vibration Table Included
- Microscope Gantry include for large movement X and Y

Applications

- Basic IV/CV
- RF, Single Broadband Probing
- Antenna Probing

Accessories

- Customized Sample Holder

EB PCB PROBE STATION

Your Partner in Probing Solutions


Station Specifications

Station Footprint	1600 mm W x 1300 mm D
Station Height	1300 mm Including Microscope
Station Weight	600 kg
Anti-Vibration Table Stability	Dissipation of 1 μ m
Platen (Micropositioner Platform) X Travel	600 mm / \pm 300 mm
Platen (Micropositioner Platform) Y Travel	450 mm / \pm 225 mm
Number of Platen X Rail	2
Number of Platen Y Rail	2
Sample Holder Size	600 mm W x 450 mm D
Micropositioner Capacity	Up to 8
Micropositioner Mount Type	Screw Bolt
Micropositioner Travel Range	25 mm all X-Y-Z Linear
Micropositioner Theta Range	\pm 5° (RF Only)
Micropositioner Resolution	1 μ m Linear, 0.01° Theta
Electrical Connection (DC)	Triaxial (Banana as Option)
Electrical Connection (RF)	SMA / 3.5 mm / 2.92 mm
Electrical Connection (mmW)	Waveguide or 1.0 mm Coaxial
mmW Frequency Extender Support	R&S, VDI, Keysight, OML, Anritsu
Microscope Gantry X Travel	600 mm
Microscope Gantry Y Travel	450 mm
Microscope Stage	High Precision Linear Stage
Microscope Stage Travel Range	50 mm X-Y Linear
Microscope Stage Resolution	1 μ m
Microscope Zoom Range	1.4x - 9.0x
Microscope Eyepiece	20x
Microscope Magnification Range	28x - 180x
Microscope Working Distance	103 mm

Note: All PCB probe station are custom sized. Images in this catalogue are based on 600 mm x 450 mm sample

EB PCB PROBE STATION

Station Breakdown



Microscope Gantry X:
Rail for quick adjustment of microscope in X direction

Microscope Gantry Y:
Rail for quick adjustment of microscope in Y direction

Vibration Free Table:
Vibration dampening integrated to maintain probing and measurement integrity

Caster Wheels:
Allows easy movement of entire station to relocate if necessary


Sample Holder

Platen Y Direction:
Rail for quick adjustment of micropositioner in Y direction. There are two separate rails on left and right side


Platen X Direction:
Rail for quick adjustment of micropositioner in X direction. The pairs of Y direction rails slide on the pair of X direction rails ensuring linearity

EB PCB PROBE STATION

Gallery



PCB probe station for use with mmW capability



PCB probe station for use with mmW capability with double side probing feature (open section for sample)

Distribution in the UK & Ireland



Lambda Photometrics Limited
Lambda House Bafford Mill
Harpenden Herts AL5 5BZ
United Kingdom
E: info@lambdaphoto.co.uk
W: www.lambdaphoto.co.uk
T: +44 (0)1582 764334
F: +44 (0)1582 712084

**Characterisation,
Measurement &
Analysis**