

EB MICROPOSITIONERS

Overview

Everbeing micropositioners are made with highest standards of craftsmanship. All models performs with consistent, repeatable X-Y-Z linear-motion travel with no backlash. Each micropositioner has different mounting options available. Not all models are compatible with every probe station. Please consult us for more information.

All dimensions shown are reference to W x D x H



EB-050

Resolution:	0.8 μm
Screw Resolution:	317 μm
Travel Range:	12 mm x 12mm x 12mm
Dimensions:	52 mm x 96 mm x 76 mm
Weight:	550 g
Application:	DC, Kelvin, RF
Mount Type:	Magnet, Vacuum, Magnet ON/OFF



EB-700

Resolution:	2 μm
Screw Resolution:	630 μm
Travel Range:	12 mm x 12mm x 12mm
Dimensions:	38 mm x 62 mm x 45 mm
Weight:	200 g
Application:	DC, Kelvin
Mount Type:	Magnet, Vacuum, Magnet ON/OFF



EB-005

Resolution:	0.7 μm / 0.3 μm
Screw Resolution:	253 μm / 125 μm
Travel Range:	12 mm x 12mm x 12mm
Dimensions:	90 mm x 130 mm x 90 mm
Weight:	1000 g
Application:	DC, Kelvin, RF
Mount Type:	Magnet, Vacuum, Magnet ON/OFF

EB MICROPOSITIONERS



EB-KRF

Resolution:	1 μ m
Screw Resolution:	1028 μ m
Travel Range:	50 mm x 50mm x 50mm
Dimensions:	400 mm x 270 mm x 340 mm
Weight:	6500 g
Application:	DC, RF, mmW
Mount Type:	Screw to Station Base, Optical Table



EB-AN125

Resolution:	0.8 μ m
Screw Resolution:	253 μ m
Travel Range:	25 mm x 25 mm x 12mm
Dimensions:	110 mm x 160 mm x 90 mm
Weight:	1400 g
Application:	mmW (Anritsu only)
Mount Type:	Screw to Station Platen



EB-KRF-C

Resolution:	1 μ m
Screw Resolution:	423 μ m
Travel Range:	50 mm x 50 mm x 25 mm
Dimensions:	150 mm x 150 mm x 45 mm (Base)
Weight:	5500 g
Application:	DC, RF, mmW, Load Pull
Mount Type:	Screw to Station Platen



EB-CG250

Resolution:	1 μ m
Screw Resolution:	1028 μ m
Travel Range:	25 mm x 30 mm x 25 mm
Dimensions:	90 mm x 130 mm x 90 mm
Weight:	5800 g
Application:	Cryo DC/RF
Mount Type:	Screw to Cryo Station Platen

EB MICROPOSITIONERS

Application Wizard

	DC ₁	Kelvin ₂	RF ₃	mmW
EB-050	✓	✓	✓	
EB-700	✓	✓		
EB-005	✓	✓	✓	
EB-KRF	✓		✓	✓
EB-AN125			✓	✓ ₄
EB-KRF-C	✓		✓	✓
EB-CG250	✓		✓	

Notes:

1. DC application includes both Coaxial and Triaxial connection types
2. Kelvin includes low leakage triaxial, and CV measurements for frequencies up to 150 MHz
3. RF includes up to 67 GHz and dependant on accessories
4. This is for Anritsu mmW Modules Only such as the Anritsu 3743A

System Wizard*

	C	EB	BD	EB-*V	EB-*A	CG-196
EB-050	✓	✓	✓	✓	✓	
EB-700	✓	✓	✓	✓	✓	
EB-005	✓ ₁	✓	✓	✓	✓	
EB-KRF				✓		
EB-AN125					✓	
EB-KRF-C			✓		✓	
EB-CG250						✓


Notes:

*Most of our products are compatible with other brand of probe stations or optical table top setups.

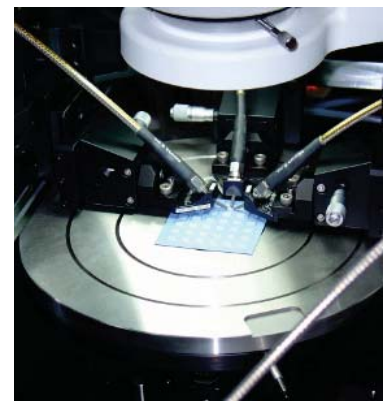
Please confirm with us for more details

1. EB-005 is incompatible with C-2, other C series are compatible

Kelvin Probe Setup



RF Probe Setup




EB TIP HOLDERS

Tip Holder Options


Each Everbeing tip holders will enhance your probing experience. Choose based on the conditions of your testing requirements. All of them are compatible to our EB-700, EB-050 and EB-005. If you have third-party brands of micropositioners, please let us know and we can customize adapters for you. If your application does not apply to any of the following, please contact us directly.

*The following leakage data is based on a ± 5 V sweep in medium mode



Screw Type Tip Holder

	TH-SC-B	TH-SC-C	TH-SC-T
Voltage:	1000 V	500 V	1800 V
Current:	5 A	2 A	1 A
Leakage:	10 nA	10 pA	1 pA
Frequency:	2 MHz	2 MHz	1 MHz



Spring Type Tip Holder

	TH-SP-B	TH-SP-C	TH-SP-T
Voltage:	1000 V	500 V	1800 V
Current:	5 A	2 A	1 A
Leakage:	500 nA	10 pA	1 pA
Frequency:	2 MHz	2 MHz	1 MHz




Screw Nut Type Tip Holder

	TH-SN-B	TH-SN-C	TH-SN-T
Voltage:	1000 V	500 V	1800 V
Current:	5 A	2 A	1 A
Leakage:	10 nA	10 pA	1 pA
Frequency:	2 MHz	2 MHz	1 MHz


EB TIP HOLDERS

Tip Holder Options (cont'd)



Tubular Type Tip Holder

	TH-TU-C	TH-SC-T
Voltage:	500 V	1800 V
Current:	2 A	1 A
Leakage:	500 fA	80 fA
Frequency:	1 MHz	1 MHz



Quasi-Kelvin Tip Holder

Voltage:	500 V
Current:	2 A
Leakage:	10 fA
Frequency:	150 MHz

Additional Tip Holder Options

Applications relating to high current or high voltage are custom made.

Distribution in the UK & Ireland



**Characterisation,
Measurement &
Analysis**

Lambda Photometrics Limited
Lambda House Batford Mill
Harpenden Herts AL5 5BZ
United Kingdom

E: info@lambdaphoto.co.uk
W: www.lambdaphoto.co.uk
T: +44 (0)1582 764334
F: +44 (0)1582 712084